F150A e-dynamic
F160A xe-dynamic

Temporary

NEW

F150A e-dynamic

F160A xe-dynamic

FASSI

LEADER IN INNOVATION

F150A.2 e-dynamic

D850 Digital Multifunction Distributor Bank — control	**RCH/RCS** Radio Remote Control — control	**FX500** Fassi Electronic Control — control	***FSC** Fassi Stability Control — control	***MOL** Manual Outriggers Lock — control
***CPM** Crane Position Monitoring — control	**MPES** Multi Power Extension System — performance	**FS** Flow Sharing — performance	**XP** Extra Power — performance	**PROLINK** Progressive Link — performance
UHSS Ultra High Strength Steel — strength	**FWD** Fewer Welds Design — strength	**CQ** Cast Quality — strength	**RPS** Rack and Pinion System — strength	

OPTIONAL

D900 Digital Multifunction Distributor Bank — control	**ME** Manual Extension — control	**OTC** Oil Temperature Control — control
	GAS Grab Automatic Shake — control	**OHT** Outrigger Hydraulic Tilt — performance
		IOC Internet of Cranes — service

* Compulsory for EU market - Obbligatorio per mercato europeo - Obligatoire pour les marchés de l'UE - Für den europäischen Markt erforderlich - Requerido para el mercado europeo - Vereist voor Europese markt

F150A e-dynamic
Technical data

FASSI
www.fassi.com

kg/m	kNm	tm	m	m	°	kNm	MPa	l/min	l	kg	mm	mm	mm
F150A.2.22	140	14,27	8,15	3,80	416	21,50	34,0	50	90	1925	2495	845	2275
F150A.2.23	136	13,86	10,30	5,85	416	21,50	34,0	50	90	2025	2495	845	2275
F150A.2.24	131	13,35	12,50	8,00	416	21,50	34,0	50	90	2175	2495	845	2275
F150A.2.25	127	12,95	14,70	10,10	416	21,50	34,0	50	90	2275	2495	940	2275
F150AC.2.22	141	14,37	6,40	2,80	416	21,50	34,0	50	90	1875	2495	835	2275
F150AC.2.23	139	14,17	8,55	4,90	416	21,50	34,0	50	90	1975	2495	835	2275
F150AC.2.24	136	13,86	10,75	7,00	416	21,50	34,0	50	90	2125	2495	845	2275
F150AC.2.25	134	13,66	12,95	9,10	416	21,50	34,0	50	90	2225	2495	940	2275

	Lifting capacity	Standard reach	Hydraulic extension	Rotation	Rotation torque	Working pressure	Pump capacity	Oil tank capacity	Crane weight	Crane width	Installation width	Crane height
	Capacità di sollevamento	Sbraccio standard	Estensione idraulica	Angolo di rotazione	Coppia di rotazione	Pressione d'esercizio	Portata della pompa	Capacità serbatoio olio	Peso gru	Larghezza gru	Larghezza di montaggio	Altezza gru
	Capacité de levage	Bras standard	Extension hydraulique	Rotation	Couple de rotation	Pression d'utilisation	Débit de la pompe	Capacité du réservoir d'huile	Poids de la grue	Largeur de la grue	Largeur de montage	Hauteur de la grue
	Hubmoment	Standardausledung	Hydraulische Ausladung	Schwenkbereich	Schwenkmoment	Arbeitsdruck	Ölfördermenge	Öltankgröße	Eigengewicht des Std. krane	Kranbreite	Einbaubreite	Kranhöhe
	Capacidad de elevación	Brazo standard	Extensión hidraulica	Ángulo de rotación	Potencia de rotación	Presión de trabajo	Capacidad de la bomba	Capacidad depósito aceite	Peso de la grúa	Anchura de la grúa	Anchura de montaje	Altura de la grúa
	Hefvermogen	Standaardarm	Hydraulische verlenging	Zwenkbereik	Draaimoment	Werkdruk	Pomp-opbrengst	Capacitet van de olietank	Eigen gewicht	Kraanbreedte	inbouwbreedte	Kraanhoogte

FASSI
www.fassi.com

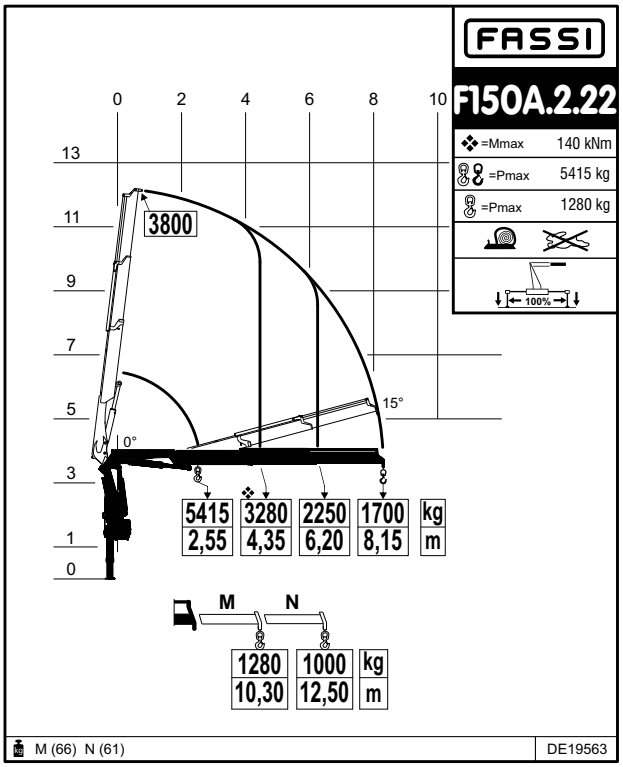

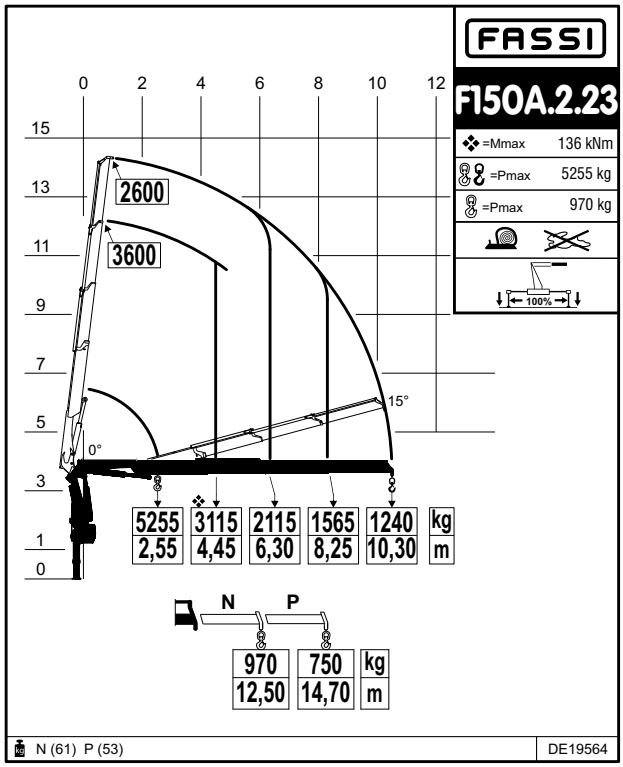

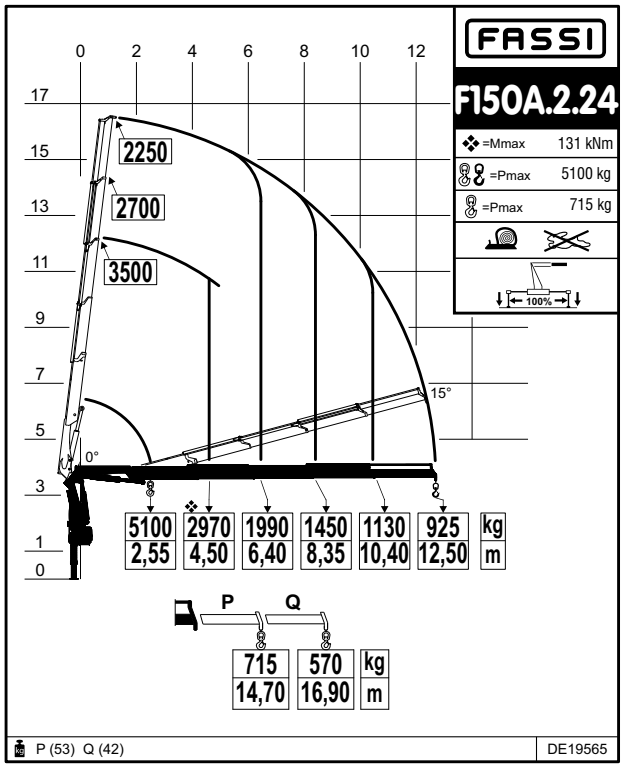

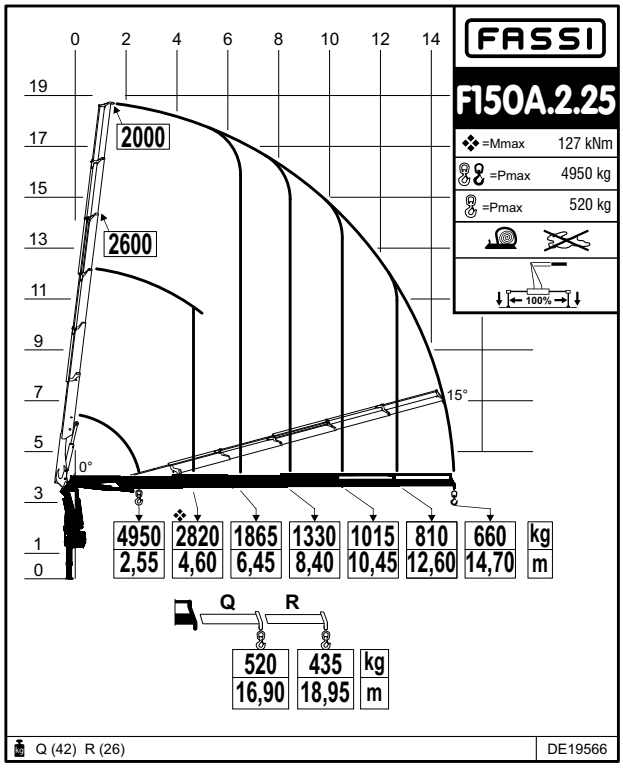

CERTIFIED
DYNAMIC
PERFORMANCE

GB Dynamic load diagrams calculated, tested and certified to lift the loads at the declared reaches

IT Diagrammi di portata dinamici calcolati, collaudati e certificati per sollevare i carichi agli sbracci dichiarati

FR Diagrammes de charge dynamiques calculés, testés et certifiés pour soulever les charges aux extensions déclarées

DE Dynamische Lastdiagramme sind berechnet, getestet und garantieren das heben der Last bei angegebener Entfernung

ES Diagramas de carga dinámicos, calculados, probados y certificados para a elevación de la cargas a los alcances declarados

NL Dynamische last-vluchttabellen berekend, getest en gecertificeerd om de lasten te hijsen op de verklaarde bereiken

FASSI
www.fassi.com

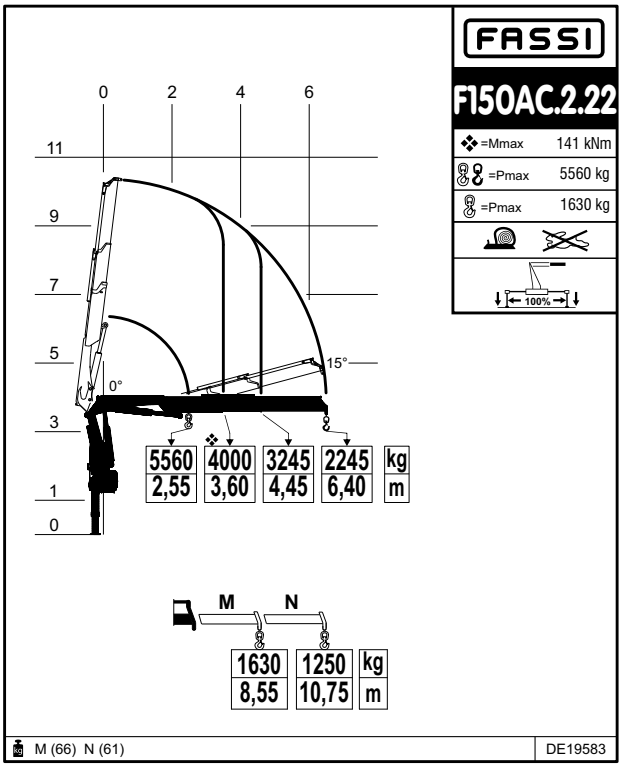

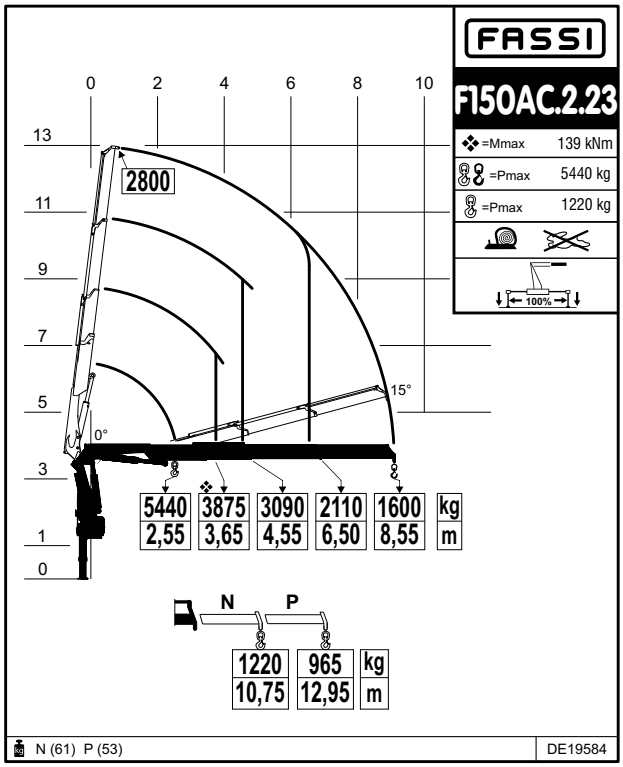

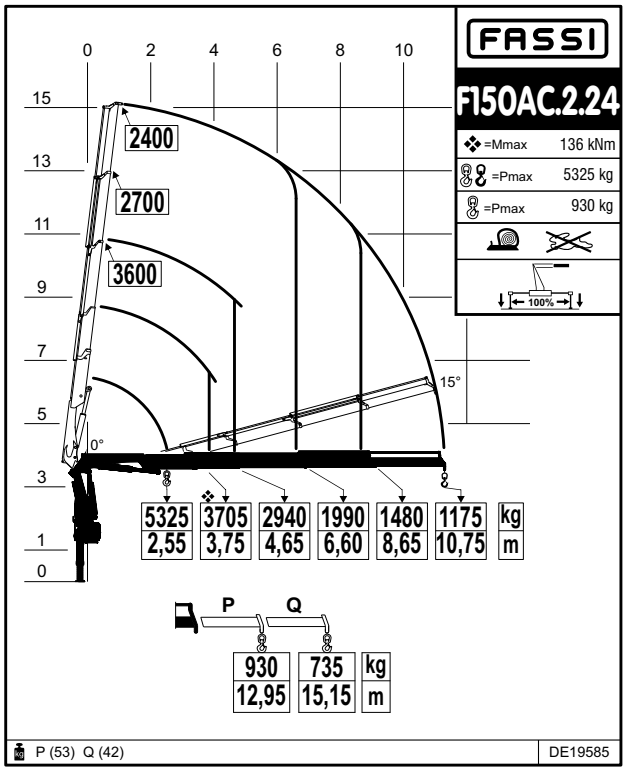

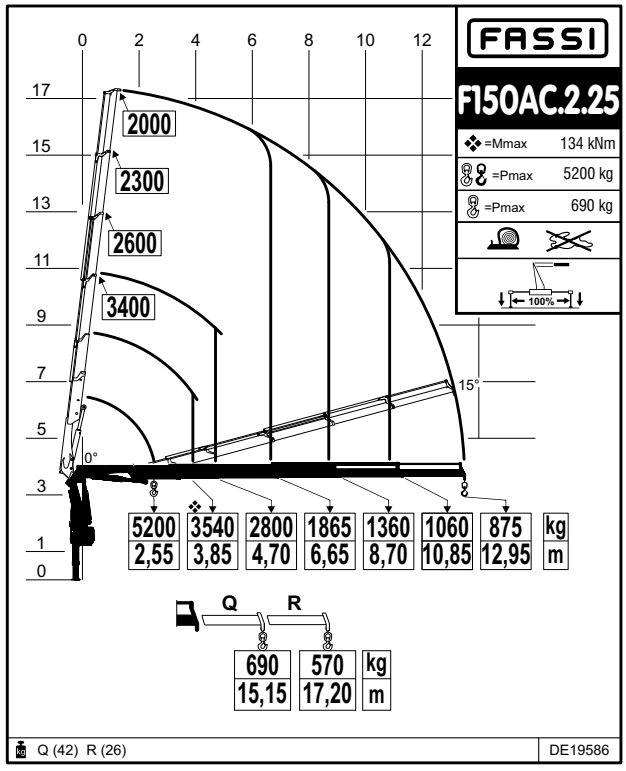

CERTIFIED DYNAMIC PERFORMANCE

GB Dynamic load diagrams calculated, tested and certified to lift the loads at the declared reaches

IT Diagrammi di portata dinamici calcolati, collaudati e certificati per sollevare i carichi agli sbracci dichiarati

FR Diagrammes de charge dynamiques calculés, testés et certifiés pour soulever les charges aux extensions déclarées

DE Dynamische Lastdiagramme sind berechnet, getestet und garantieren das heben der Last bei angegebener Entfernung

ES Diagramas de carga dinámicos, calculados, probados y certificados para a elevación de la cargas a los alcances declarados

NL Dynamische last-vluchttabellen berekend, getest en gecertificeerd om de lasten te hijsen op de verklaarde bereiken

F160A.2 xe-dynamic

ADC Automatic Dynamic Control — control	**D850** Digital Multifunction Distributor Bank — control	**RCH/RCS** Radio Remote Control — control	**FX500** Fassi Electronic Control — control	***FSC** Fassi Stability Control — control
***MOL** Manual Outriggers Lock — control	***CPM** Crane Position Monitoring — control	**MPES** Multi Power Extension System — performance	**FS** Flow Sharing — performance	**XP** Extra Power — performance
PROLINK Progressive Link — performance	**UHSS** Ultra High Strength Steel — strength	**FWD** Fewer Welds Design — strength	**CQ** Cast Quality — strength	**RPS** Rack and Pinion System — strength

OPTIONAL

D900 Digital Multifunction Distributor Bank — control	**ME** Manual Extension — control	**OTC** Oil Temperature Control — control
	GAS Grab Automatic Shake — control	**OHT** Outrigger Hydraulic Tilt — performance
		IOC Internet of Cranes — service

* Compulsory for EU market - Obbligatorio per mercato europeo - Obligatoire pour les marchés de l'UE - Für den europäischen Markt erforderlich - Requerido para el mercado europeo - Vereist voor Europese markt

F160A xe-dynamic
Technical data

FASSI
www.fassi.com

kg/m	kNm	tm	m	m	°	kNm	MPa	l/min	l	kg	mm	mm	mm
F160A.2.22	147	14,98	8,15	3,80	416	21,50	35,0	50	90	1925	2495	845	2275
F160A.2.23	143	14,58	10,30	5,85	416	21,50	35,0	50	90	2025	2495	845	2275
F160A.2.24	138	14,07	12,50	8,00	416	21,50	35,0	50	90	2175	2495	845	2275
F160A.2.25	134	13,66	14,70	10,10	416	21,50	35,0	50	90	2275	2495	940	2275
F160AC.2.22	148	15,09	6,40	2,80	416	21,50	35,0	50	90	1875	2495	835	2275
F160AC.2.23	146	14,88	8,55	4,90	416	21,50	35,0	50	90	1975	2495	835	2275
F160AC.2.24	144	14,68	10,75	7,00	416	21,50	35,0	50	90	2125	2495	845	2275
F160AC.2.25	141	14,37	12,95	9,10	416	21,50	35,0	50	90	2225	2495	940	2275

	Lifting capacity	Standard reach	Hydraulic extension	Rotation	Rotation torque	Working pressure	Pump capacity	Oil tank capacity	Crane weight	Crane width	Installation width	Crane height
	Capacità di sollevamento	Sbraccio standard	Estensione idraulica	Angolo di rotazione	Coppia di rotazione	Pressione d'esercizio	Portata della pompa	Capacità serbatoio olio	Peso gru	Larghezza gru	Larghezza di montaggio	Altezza gru
	Capacité de levage	Bras standard	Extension hydraulique	Rotation	Couple de rotation	Pression d'utilisation	Débit de la pompe	Capacité du réservoir d'huile	Poids de la grue	Largeur de la grue	Largeur de montage	Hauteur de la grue
	Hubmoment	Standardausledung	Hydraulische Ausladung	Schwenkbereich	Schwenkmoment	Arbeitsdruck	Ölfördermenge	Öltankgröße	Eigengewicht des Std. krane	Kranbreite	Einbaubreite	Kranhöhe
	Capacidad de elevación	Brazo standard	Extensión hidraulica	Ángulo de rotación	Potencia de rotación	Presión de trabajo	Capacidad de la bomba	Capacidad depósito aceite	Peso de la grúa	Anchura de la grúa	Anchura de montaje	Altura de la grúa
	Hefvermogen	Standaardarm	Hydraulische verlenging	Zwenkbereik	Draaimoment	Werkdruk	Pomp-opbrengst	Capacitet van de olietank	Eigen gewicht	Kraanbreedte	inbouwbreedte	Kraanhoogte

FASSI
www.fassi.com

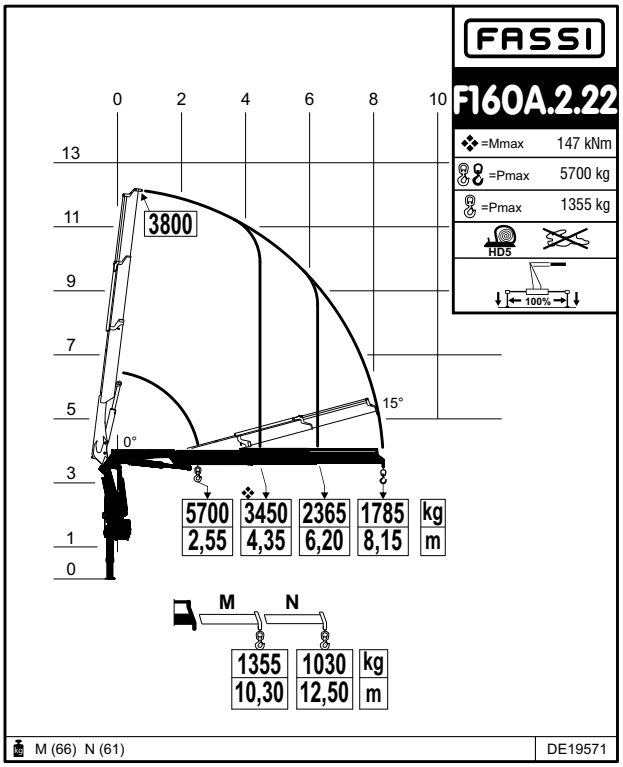

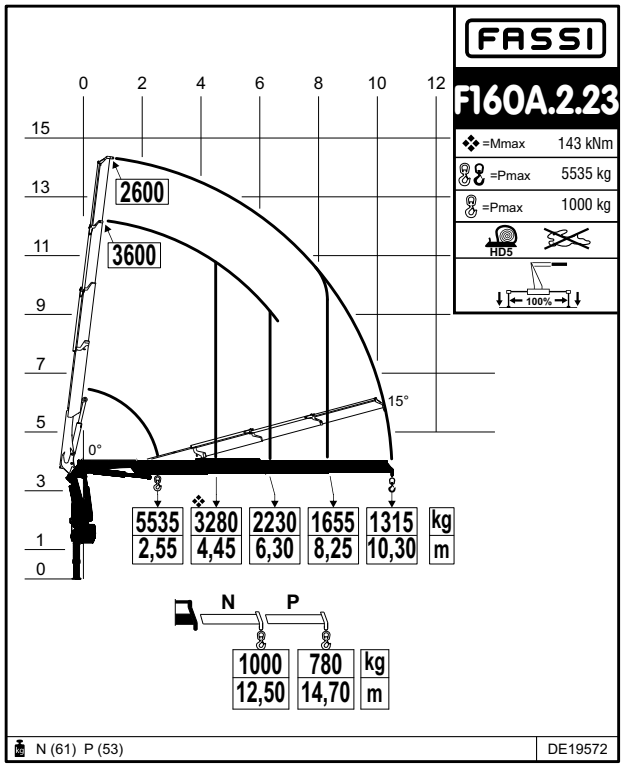

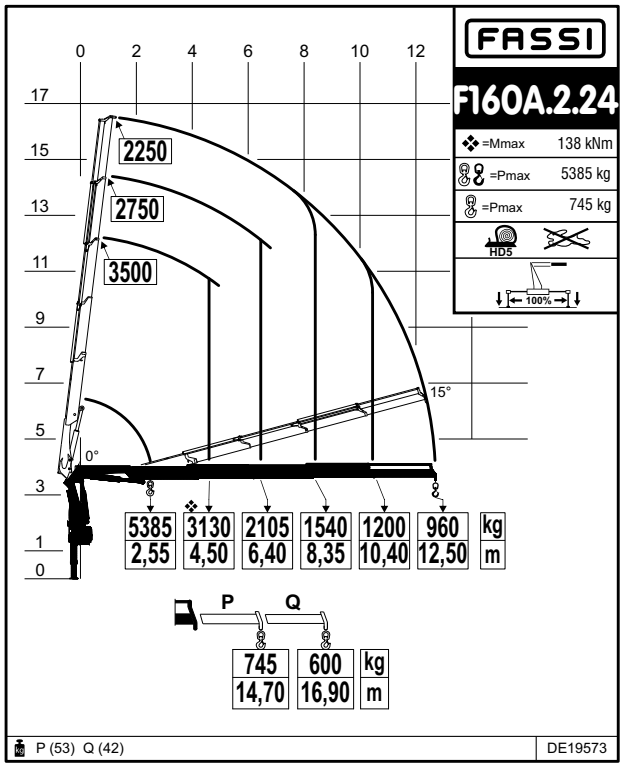

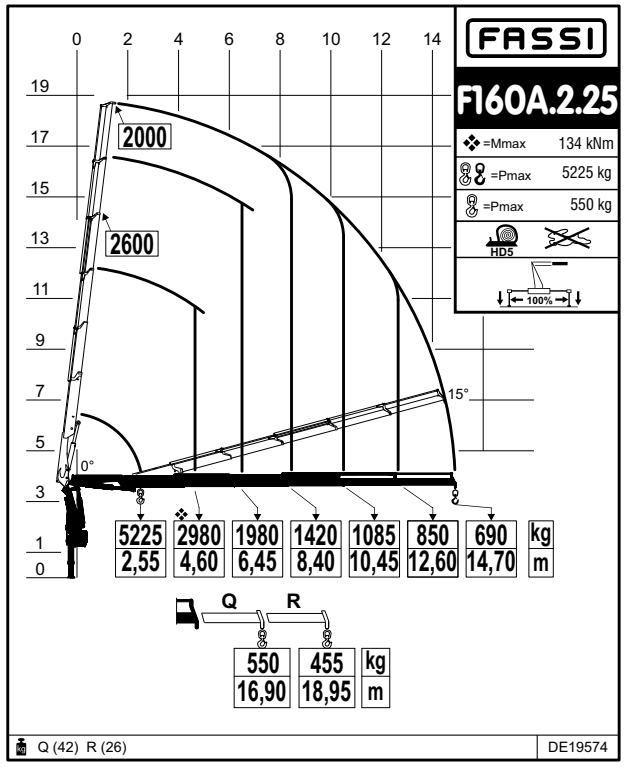

Crane belonging to the HC1 HD5 S2 class (if installed on truck) according to EN 12999:2020 - Gru appartenente alla classe HC1 HD5 S2 (se allestita su camion) secondo la norma EN 12999:2020 - Grue appartenant à la classe HC1 HD5 S2 (s'il est installé sur le camion) selon la norme EN 12999:2020 - Crane aus der HC1 HD5 S2 Klasse (wenn sie auf Lastwagen montiert) nach EN 12999:2020 - Grúa que pertenezca a la clase HC1 HD5 S2 (si está instalado en el camión), de acuerdo con la norma EN 12999:2020 - Kraan die behoren tot de HC1 HD5 S2 klasse (indien geïnstalleerd op de vrachtwagen) volgens EN 12999:2020

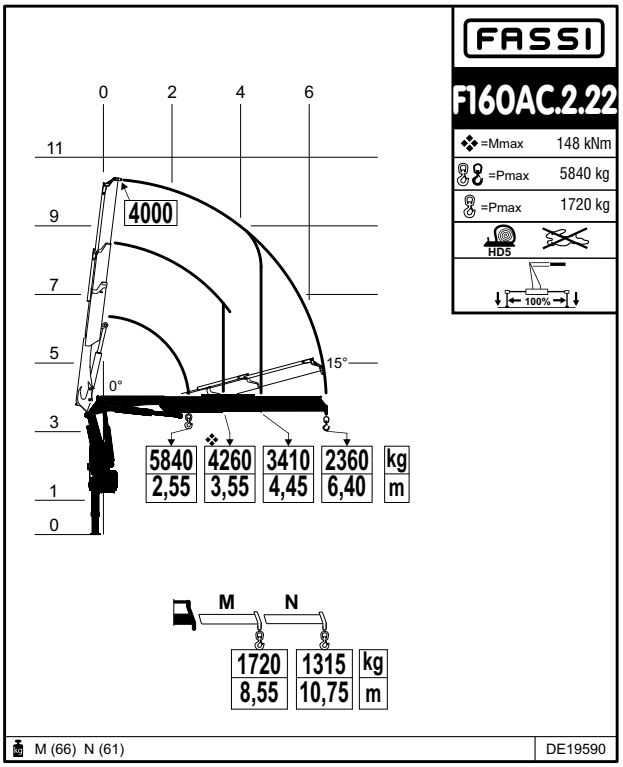

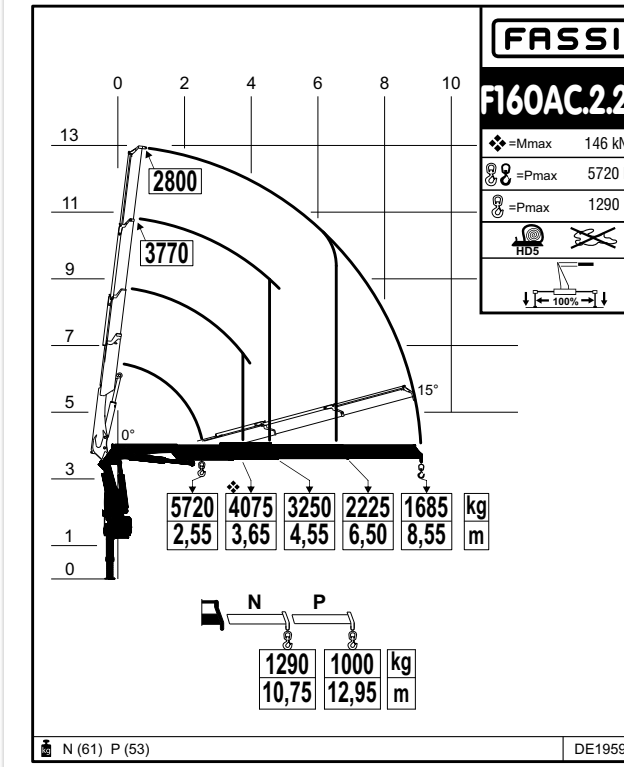

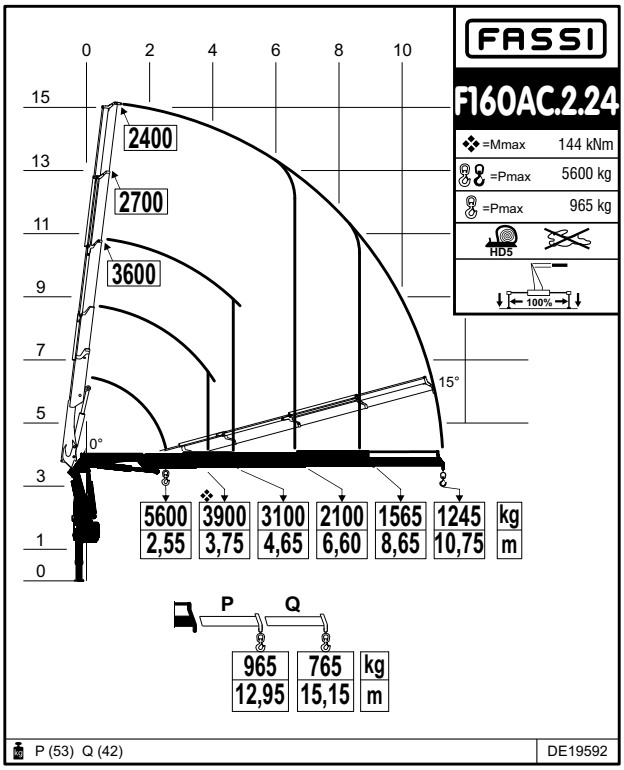

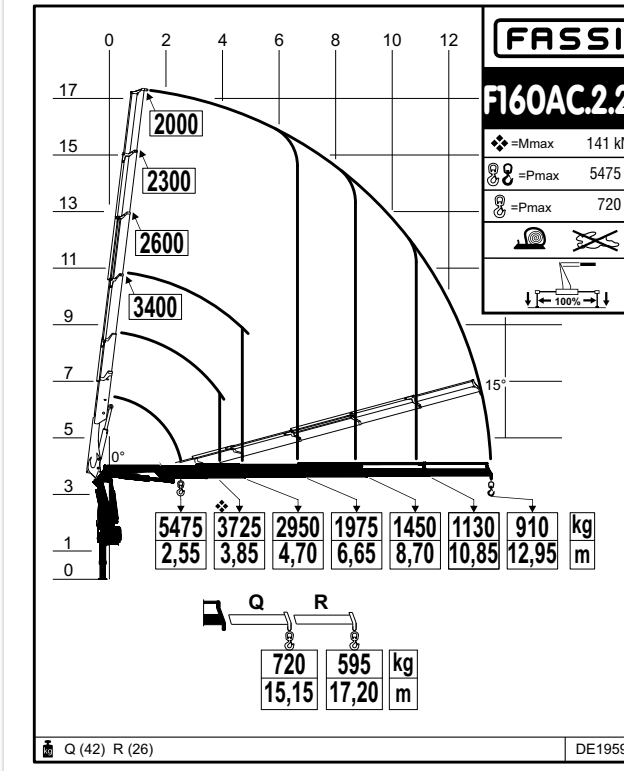

Crane belonging to the HC1 HD5 S2 class (if installed on truck) according to EN 12999:2020 - Gru appartenente alla classe HC1 HD5 S2 (se allestita su camion) secondo la norma EN 12999:2020 - Grue appartenant à la classe HC1 HD5 S2 (s'il est installé sur le camion) selon la norme EN 12999:2020 - Crane aus der HC1 HD5 S2 Klasse (wenn sie auf Lastwagen montiert) nach EN 12999:2020 - Grúa que pertenezca a la clase HC1 HD5 S2 (si está instalado en el camión), de acuerdo con la norma EN 12999:2020 - Kraan die behoren tot de HC1 HD5 S2 klasse (indien geïnstalleerd op de vrachtwagen) volgens EN 12999:2020

F150A e-dynamic / F160A xe-dynamic

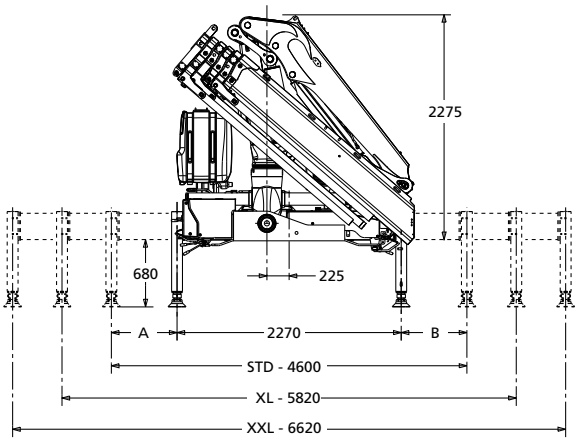

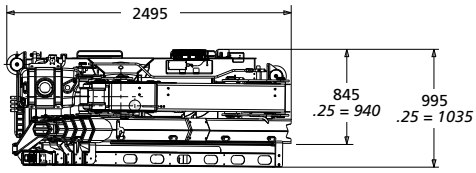

	STD	XL	XXL
A	1165	1780	2180
B	1165	1780	2180

F150A e-dynamic / F160A xe-dynamic

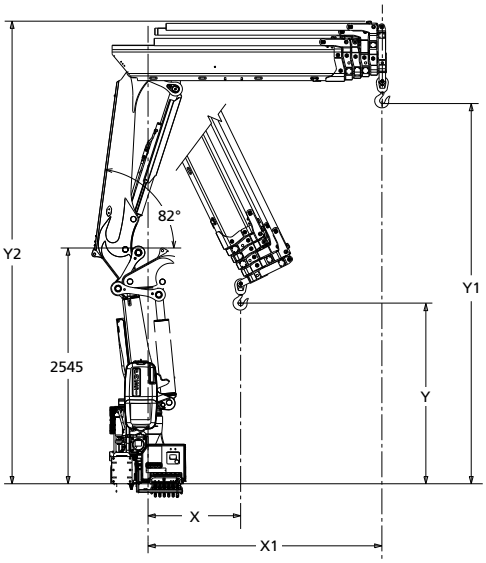

	X	Y	X1	Y1	Y2
A.2.22	1000	2215	2260	4055	4835
A.2.23	1000	2115	2350	4070	4945
A.2.24	1000	2020	2440	4090	4945
A.2.25	1000	1920	2530	4105	4995

F150AC e-dynamic / F160AC xe-dynamic

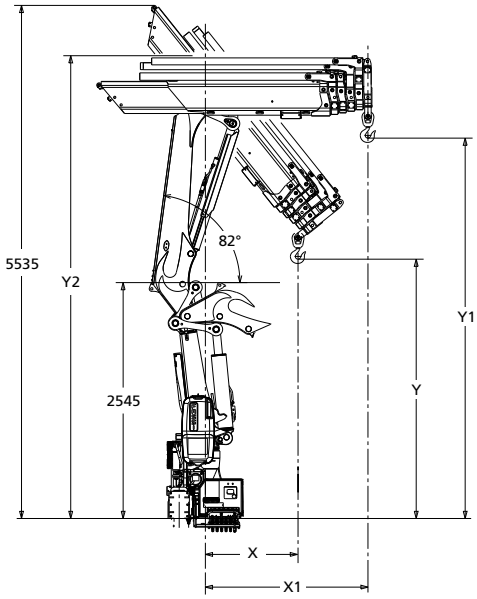

	X	Y	X1	Y1	Y2
AC.2.22	1000	3130	1485	4055	4835
AC.2.23	1000	3015	1575	4070	4945
AC.2.24	1000	2905	1665	4090	4945
AC.2.25	1000	2800	1755	4105	4995

GB OPTIONAL SYSTEM FOR THE HYDRAULIC OPERATION OF ACCESSORIES**
Optional system for the hydraulic operation of accessories fitted to the crane tip, including hose reel for supplementary hoses and passage of hoses inside the extension booms to provide increased protection during use.

IT SISTEMA OPZIONALE PER IL FUNZIONAMENTO IDRAULICO DI ACCESSORI**
Sistema opzionale per il funzionamento idraulico di accessori in punta alla gru comprendente avvolgi tubo delle tubazioni supplementari e loro scorrimento all'interno dei bracci sfili stessi per aumentarne la protezione durante l'utilizzo.

FR SYSTÈME EN OPTION POUR LE FONCTIONNEMENT HYDRAULIQUE D'ACCESSOIRES**
Système en option pour le fonctionnement hydraulique d'accessoires en bout de grue comprenant un enrouleur de tuyaux pour les tuyaux supplémentaires et leur défilement à l'intérieur des bras d'extension, visant à augmenter leur protection durant l'utilisation.

DE SYSTEM ZUR HYDRAULISCHEN BETÄTIGUNG VON ZUBEHÖR**
System zur hydraulischen Betätigung von Zubehör (optional) an der Kranspitze einschließlich zusätzlicher Schlauchtrommeln und deren Verschiebung innerhalb der Ausschübe, um den Schutz während der Nutzung zu erhören.

ES SISTEMA OPCIONAL PARA EL FUNCIONAMIENTO HIDRÁULICO DE ACCESORIOS**
Sistema opcional para el funcionamiento hidráulico de accesorios en la cima de la grúa incluidos los carretes de los tubos adicionales y su deslizamiento dentro de los brazos extensibles para aumentar su protección durante el uso.

NL OPTIONEEL SYSTEEM VOOR DE HYDRAULISCHE BEDIENING VAN ACCESSOIRES**
Optioneel systeem voor de hydraulische bediening van accessoires, welke aan het einde van de kraanmast worden gemonteerd en aangesloten, inclusief een slanghaspel voor de extra slangen en doorvoer van slangen binnen door de uitschuifbare mastdelen (inside routing) voor een verbeterde bescherming tijdens gebruik.

GB STAND-UP CONTROL STATION**
Platform with optional raised control seat available with either manual controls or radio controller.

IT POSTO DI COMANDO RIALZATO**
Piattaforma con posto di comando rialzato opzionale, disponibile con comandi manuali o con radiocomando.

FR POSTE DE COMMANDE HOMME DEBOUT**
Plateforme avec poste de commande rehaussé en option, disponible avec des commandes manuelles ou avec une radiocommande.

DE PLATTFORM MIT ERHÖHTEM STEUERSTAND**
Plattform mit erhöhtem Steuerstand (optional), erhältlich mit manueller Steuerung oder Funkfernsteuerung.

ES PUESTO DE MANDO EN PLATAFORMA**
Plataforma con puesto de mando elevado opcional, disponible con mandos manuales o con radiocontrol.

NL HOOGSTA BEDIENINGSPLAATS**
Platform met een optionele verhoogde bedieningsplaats, leverbaar voor handmatige bediening of middels de radiografische afstandsbediening.

GB PROTECTIVE CARTER
Housing for the secondary ram shaft and installation of hydraulic hoses designed to better protect these hydraulic components from extensive use.

IT CARTER DI PROTEZIONE
Carter di protezione dello stelo del martinetto secondario e installazione protetta dei tubi idraulici per meglio proteggere questi componenti idraulici da utilizzi intensivi.

FR CARTER DE PROTECTION
Carter de protection de la tige du vérin secondaire et installation protégée des tuyaux hydrauliques pour mieux protéger ces composants hydrauliques contre les utilisations intensives.

DE SCHUTZABDECKUNG
Schutzabdeckung für die sekundäre Stange der Hubstütze und geschützte Verlegung der Hydraulikschläuche, um diese Hydraulikkomponenten bei intensiver Nutzung besser zu schützen.

ES CARTER DE PROTECCIÓN
Cárter de protección del vástago del gato secundario e instalación protegida de los tubos hidráulicos para una mejor protección de estos componentes hidráulicos contra los usos intensivos.

NL BESCHERMKAP
Beschermkap voor bescherming van de zuigerstang van de knikcilinder en installatie van hydraulische slangen, ontworpen om deze hydraulische componenten beter te beschermen bij intensief gebruik.

** Optional - Opzionale - En option - Optional - Opcional - Optionele

Lifting Tomorrow

FASSI

LEADER IN INNOVATION

FASSI GRU S.p.A.
Via Roma, 110
24021 Albino (Bergamo) ITALY
Tel- +39 035 776400
Fax +39 035 755020
www.fassi.com
fassi@fassi.com

COMPANY WITH
MANAGEMENT SYSTEM
CERTIFIED BY DNV GL
= ISO 9001 =
= ISO 14001 =

Data and descriptions are approximate and not binding

Realized by Fassi Gru S.p.A. @ 2024 - all right reserved - Reproduction in whole or in part of texts and pictures published on this site on magnetic storage media, digital storage media etc. is prohibited

02/2024